

TerraCast[®]

P R O D U C T S

PENNSYLVANIAN 4C POLE SPECIFICATIONS

Pole Material: Aluminum Smooth Extrusion

Wall Thickness: .125

E.P.A.: 1.0

Wind Load Factor: 140 MPH

Base Material: Template mounting plate is solid Cast Aluminum 33" high, 10 $\frac{1}{4}$ " wide. Post fitter is $\frac{1}{2}$ " thick, 3 $\frac{1}{2}$ " deep. Mounting seat for anchor bolts is $\frac{1}{2}$ " thick.

Post Assembly: Pole is force fit into sleeve and is reinforced by 1" weld all around.

Mounting: Supplied with four (4) "L" shaped 16" x $\frac{1}{2}$ " Hot Dipped Galvanized Bolts. Supplied is bolt Pattern for setting anchor bolts in cement.

Access Plate: Access Door is cast aluminum 5 $\frac{1}{2}$ " x 6 $\frac{1}{2}$ " , $\frac{1}{2}$ " thick.

Reducer: 4" to 3" reducer supplied with all poles.

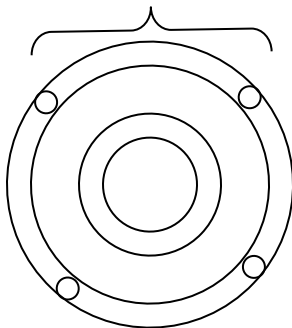
Colors: All 52 Colors, Powder Coating Available Contact Factory.

Available Heights: 8' , 10' , 12' , 14'

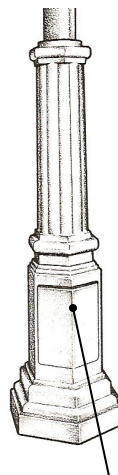
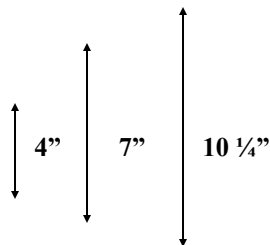
Center Post: 4" Diameter

Base: 33" Height
10 $\frac{1}{4}$ " Width

Bolt pattern 5 $\frac{1}{2}$ " cc.



View From Above Template



Door is 5 $\frac{1}{2}$ " x 6 $\frac{1}{2}$ ".

