

PROJECT _____

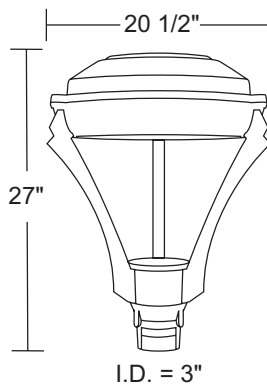
TYPE _____

VOLTAGE _____

POST TOP FIXTURE - TC40T

COMMERCIAL
POST LIGHTING

TerraCast®'s commercial product line provides safety and security for all types of applications including parks, pedestrian walkways, and parking areas. Our Post top fixtures fit on any standard 3" diameter pole with 3 set screws and allen wrench (provided).



EPA 0.835ft²
WT 32lbs

IES FILES AVAILABLE



SPECIFICATIONS

- Cast Aluminum Housing
- Stainless Steel Fasteners
- Black, White, or Bronze Finish
- Acrylic Lenses
- Opal Drop or Frost Flat Lens Options
- Suitable for Wet Locations

LIGHT SOURCE OPTIONS

DEDICATED LED SYSTEM

- 120-277V, 50/60Hz
- 150W or 250W Metal Halide Equivalent
- Estimated 50,000 Hrs L₇₀
- Surge Supression
- 3000K, 4000K, or 5000K CCT, 80 CRI
- Type 5 Distribution
- 0 - 10V Dimming Upon Request
- 5 Year Warranty
- UL Listed

ITEM #	LENS	LIGHT SOURCE		COLOR
TC40T	ACRYLIC L -Opal Drop Lens FF -Frost Flat Lens	LED LIGHT SOURCE		BK -Black BZ -Bronze WH -White
		120-277V MULTI-VOLT LED L40 -40W, 4000lm L60 -60W, 6000lm	CCT C -4K W -3K B -5K	

* Special order item. Longer lead times may apply. Option not available in Replaceable Corn Cob model. ☆ Lamp Included

Specifications subject to change without notice - FIXTURE SPEC 11/17

TerraCast® Products • www.terraCastproducts.com • 305-895-9525



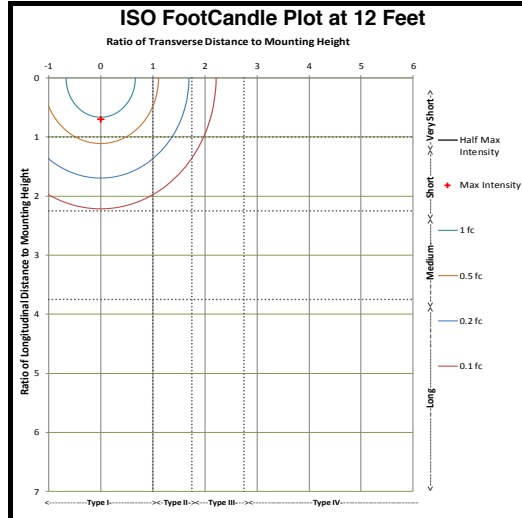
TerraCast®
Products
TC40TL-L60C

TerraCast®

PRODUCTS

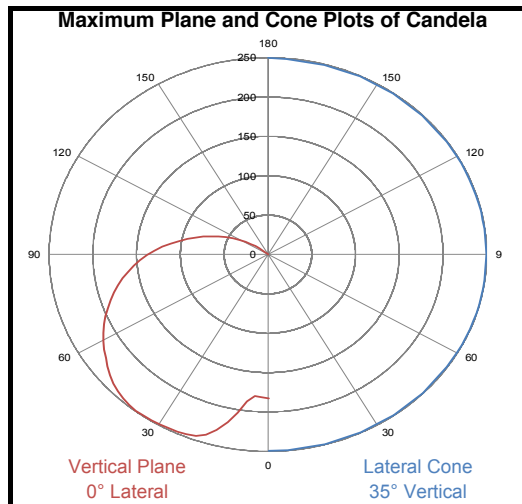
Electrical Test Conditions						
Temp	Voltage	Current	Power	Power Factor	Frequency	Current THD
25.2 °C	120.0 VAC	0.5462 A	65.30 W	0.996	60 Hz	5.71 %

Summary of Results	
Total Lumen Output	1613 Lumens
Luminaire Efficacy	24.7 lm/W
Maximum Candela	249 Candela
IES Roadway Classification	Type V, Very Short
Cutoff Classification	Noncutoff
BUG Rating	B1 U3 G1



Intensity Through Maximum Plane (Candlepower)		
Angle	Candlepower	Lumens
0	183	
5	180	18
10	204	
15	230	65
20	245	
25	248	114
30	249	
35	249	156
40	248	
45	244	188
50	236	
55	227	204
60	218	
65	207	205
70	195	
75	183	193
80	169	
85	154	168
90	138	
95	121	132
100	103	
105	85	91
110	69	
115	53	53
120	37	
125	24	22
130	12	
135	4	4
140	0	
145	0	0
150	0	
155	0	0
160	0	
165	0	0
170	0	
175	0	0
180	0	

Luminaire Classification System (LCS)			
LCS	Zone	Lumens	%
FL	(0-30)	99	6%
FM	(30-60)	274	17%
FH	(60-80)	199	12%
FVH	(80-90)	84	5%
BL	(0-30)	99	6%
BM	(30-60)	274	17%
BH	(60-80)	199	12%
BVH	(80-90)	84	5%
UL	(90-100)	132	8%
UH	(100-180)	169	10%



Testing was performed in accordance with LM-79-08
The results contained in this summary pertain only to report #12104114.01